

SM - HIGH PRESSURE ALL METAL FLOWMETER AND SWITCH



Flow
Pressure
Level
Temperature
measurement
monitoring
control

S2



- $\pm 4\%$ Full Scale Accuracy
- Maximum Pressure 3600 PSI/ 5000 PSI
- All Media Contacted Parts Available in Brass or SS
- Direct Reading Scales for Water and Air
- Small, Compact Design
- Easy to Install

Contact:
Industrial Process Measurement, Inc.
3910 Park Avenue, Unit 7
Edison, NJ 08820
732-632-6400
support@instrumentation2000.com
<http://www.instrumentation2000.com>

Model:
SM...



The SM series devices can be fitted with set point switches triggering on flow rate. These are mounted externally in a protective housing, and are actuated by a magnet in the float. This same magnet can also be used to couple to an external flow indicator, allowing reading of flow rate without requiring visibility of the float. This allows the SM...to benefit from all the advantages inherent in using an all metal construction (high pressure, shock resistance).

The instruments are designed to handle flow rates much larger than their stated maximum flow range without damage. At excessive flow rates the device will, however, induce a larger pressure drop.

Specifications

- Accuracy:** ±4% full scale
- Flow Media:** liquids and gases
- Installation:** SMV... vertical, media flow bottom to top
- SMO** ... vertical, media flow top to bottom
- SMW** ... horizontal, media flow left to right or right to left (specify)
- SMF** ... vertical, media flow bottom to top
- Measuring Principle:** SMV ...model, with float and cylindrical control tube
- SMO, SMW, SMF ...model, with float return spring and cylindrical control tube
- Mode of Operation:** dependent on flow, not pressure
- Max. Temperature:** 212°F (with PP float 160°F)

- Max. Pressure:** 3600 PSIG for Brass units, 5000 PSIG for SS units
- 230 PSIG with PP Floats
- Body:** Nickel-plated brass or 304 SS
- Slotted Nozzle:** Nickel-plated Brass or SS
- Float:** Nickel-plated Brass, hard anodized Aluminum, Polypropylene or SS
- Spring:** 301 SS
- Fittings:** Nickel-plated brass or 304 SS
- Seals:** Buna-N for Brass units, Viton for SS units
- Electr. Switch Housing:** Plastic-NEMA 4
- Magnetically Operated Pointer Indication:** Nickel plated Brass, Polycarbonate
- Reed Contact:**
- N/O:** AC: 1.5 A, 240 VAC. 50 VA
DC: 1.0 A, 200 VDC. 50 W
- SPDT:** AC: 0.8 A, 240 VAC. 30 VA

Order Number for Standard Types									
Flow Direction - Top to Bottom - Series SMO									
Range water GPM	Stand. conn. NPT	Press. drop max. PSI	Float	Flow Switch 1 N/O contact, water scale Material		Flowmeter water scale Material		Flowmeter and switch 1 N/O contact, water scale Material	
				Brass	SS	Brass	SS	Brass	SS
0.04- 0.6	1/4"	2.90	PP	SMO 5101	SMO 5201	SMO 6101	SMO 6201	SMO 7101	SMO 7201
0.2 - 1.2	1/4"	2.61	PP	SMO 5102	SMO 5202	SMO 6102	SMO 6202	SMO 7102	SMO 7202
0.2 - 1.1	1/4"	2.90	AL	SMO 5104	SMO 5204	SMO 6104	SMO 6204	SMO 7104	SMO 7204
0.04- 0.6	1/4"	2.90	SS	SMO 5105	SMO 5205	SMO 6105	SMO 6205	SMO 7105	SMO 7205
0.1 - 1	1/4"	2.90	SS	SMO 5108	SMO 5208	SMO 6108	SMO 6208	SMO 7108	SMO 7208
0.2 - 2	1/4"	4.35	AL	SMO 5110	SMO 5210	SMO 6110	SMO 6210	SMO 7110	SMO 7210
0.1 - 1.8	1/4"	4.35	Brass*	SMO 5111	SMO 5211	SMO 6111	SMO 6211	SMO 7111	SMO 7211
0.1 - 2.2	1/4"	4.35	SS	SMO 5112	SMO 5212	SMO 6112	SMO 6212	SMO 7112	SMO 7212
0.2 - 6	1/4"	5.80	PP	SMO 5113	SMO 5213	SMO 6113	SMO 6213	SMO 7113	SMO 7213
0.2 - 6	1/4"	5.80	AL	SMO 5114	SMO 5214	SMO 6114	SMO 6214	SMO 7114	SMO 7214
0.4 - 7	1/4"	2.90	PP	SMO 5115	SMO 5215	SMO 6115	SMO 6215	SMO 7115	SMO 7215
0.1 - 5	1/4"	5.80	Brass*	SMO 5116	SMO 5216	SMO 6116	SMO 6216	SMO 7116	SMO 7216
0.1 - 6	1/4"	2.90	SS	SMO 5117	SMO 5217	SMO 6117	SMO 6217	SMO 7117	SMO 7217
0.4 - 7	1/4"	4.35	AL	SMO 5118	SMO 5218	SMO 6118	SMO 6218	SMO 7118	SMO 7218
1 - 9	1/4"	5.80	PP	SMO 5119	SMO 5219	SMO 6119	SMO 6219	SMO 7119	SMO 7219
1 - 9	1/4"	5.80	AL	SMO 5120	SMO 5220	SMO 6120	SMO 6220	SMO 7120	SMO 7220
0.4 - 7	1/2"	5.80	SS	SMO 5121	SMO 5221	SMO 6121	SMO 6221	SMO 7121	SMO 7221
2 - 8	1/2"	5.80	SS	SMO 5123	SMO 5223	SMO 6123	SMO 6223	SMO 7123	SMO 7223
0.5 -18	3/4"	7.25	PP	SMO 5125	SMO 5225	SMO 6125	SMO 6225	SMO 7125	SMO 7225
1 -20	3/4"	7.25	PP	SMO 5126	SMO 5226	SMO 6126	SMO 6226	SMO 7126	SMO 7226
0.5 -18	3/4"	7.25	AL	SMO 5127	SMO 5227	SMO 6127	SMO 6227	SMO 7127	SMO 7227
1 -20	3/4"	7.25	AL	SMO 5129	SMO 5229	SMO 6129	SMO 6229	SMO 7129	SMO 7229

*With SS units the float is also made of SS

Options (add suffix to Order Number)		
Range water GPH Suffix "H"	Range air SCFM Suffix "L"	Special conn. NPT Suffix "B"
5- 50	0.2- 3.5	1/2"
10- 60	0.4- 4	1/2"
10- 70	0.4- 4.5	1/2"
5- 50	0.2- 3	1/2"
5- 50	0.2- 3.5	1/2"
10- 120	1 - 8	1/2"
10- 120	0.5- 8	1/2"
10- 120	1.5- 8	1/2"
20- 220	1.5- 14	1/2"
40- 220	2 - 14	1/2"
50- 350	2 - 24	1/2"
40- 220	2 - 14	1/2"
25- 250	1 - 18	1/2"
50- 375	1 - 24	1/2"
50- 400	4 - 30	1/2"
50- 450	2 - 30	1/2"
50- 350	2 - 22	1/4"
50- 350	4 - 24	1/4"
200-1200	10 - 80	-
500-1600	30 -110	-
200-1200	10 - 80	-
600-1500	30 -100	-



S2

Order Numbers for Standard Types									
Flow Direction - Bottom to Top - Series SMV									
Range water GPM	Stand. conn. NPT	Press. drop max. PSI	Float	Flow Switch 1 N/O contact, water scale Material		Flowmeter water scale Material		Flowmeter and Switch 1 N/O contact, water scale Material	
				Brass	SS	Brass	SS	Brass	SS
0.05 - 0.15	1/4"	0.29	PP	SMV 5101	SMV 5201	SMV 6101	SMV 6201	SMV 7101	SMV 7201
0.075- 0.25	1/4"	0.29	PP	SMV 5102	SMV 5202	SMV 6102	SMV 6202	SMV 7102	SMV 7202
0.1 - 0.3	1/4"	0.58	SS	SMV 5105	SMV 5205	SMV 6105	SMV 6205	SMV 7105	SMV 7205
0.09 - 0.5	1/4"	0.58	Brass*	SMV 5106	SMV 5206	SMV 6106	SMV 6206	SMV 7106	SMV 7206
0.2 - 0.5	1/4"	0.29	SS	SMV 5108	SMV 5208	SMV 6108	SMV 6208	SMV 7108	SMV 7208
0.1 - 0.7	1/4"	0.44	AL	SMV 5110	SMV 5210	SMV 6110	SMV 6210	SMV 7110	SMV 7210
0.2 - 1.0	1/4"	0.58	SS	SMV 5112	SMV 5212	SMV 6112	SMV 6212	SMV 7112	SMV 7212
0.15 - 1.3	1/4"	1.45	AL	SMV 5113	SMV 5213	SMV 6113	SMV 6213	SMV 7113	SMV 7213
0.15 - 1.9	1/4"	1.45	AL	SMV 5114	SMV 5214	SMV 6114	SMV 6214	SMV 7114	SMV 7214
0.2 - 2	1/4"	0.29	PP	SMV 5115	SMV 5215	SMV 6115	SMV 6215	SMV 7115	SMV 7215
0.5 - 3.0	1/4"	0.58	PP	SMV 5119	SMV 5219	SMV 6119	SMV 6219	SMV 7119	SMV 7219
0.75 - 3.5	1/4"	2.61	SS	SMV 5121	SMV 5221	SMV 6121	SMV 6221	SMV 7121	SMV 7221
1.0 - 5.0	1/4"	0.87	SS	SMV 5123	SMV 5223	SMV 6123	SMV 6223	SMV 7123	SMV 7223
0.5 - 8	3/4"	1.45	PP	SMV 5125	SMV 5225	SMV 6125	SMV 6225	SMV 7125	SMV 7225
0.5 - 9.0	3/4"	2.32	AL	SMV 5127	SMV 5227	SMV 6127	SMV 6227	SMV 7127	SMV 7227
2 -12	3/4"	2.90	SS	SMV 5128	SMV 5228	SMV 6128	SMV 6228	SMV 7128	SMV 7228
1 -14	3/4"	3.19	SS	SMV 5130	SMV 5230	SMV 6130	SMV 6230	SMV 7130	SMV 7230
4 -18	1 1/4"	3.18	PP	SMV 5132	SMV 5232	SMV 6132	SMV 6232	SMV 7132	SMV 7232
4 -24	1 1/4"	2.90	AL	SMV 5134	SMV 5234	SMV 6134	SMV 6234	SMV 7134	SMV 7234
4 -30	1 1/4"	4.35	SS	SMV 5137	SMV 5237	SMV 6137	SMV 6237	SMV 7137	SMV 7237
4 -40	1 1/4"	3.63	SS	SMV 5138	SMV 5238	SMV 6138	SMV 6238	SMV 7138	SMV 7238

*With SS units the float is also made of SS

Options		
(add suffix to Order Number)		
Range air SCFM Suffix "L"	Special conn. NPT Suffix "B"	Special contact Suffix "U"
0.05- 1	1/2"	
0.2 - 1.1	1/2"	
0.3 - 2	1/2"	
0.4 - 2	1/2"	
0.5 - 2.4	1/2"	
0.5 - 3	1/2"	
0.75- 4.5	1/2"	
0.4 - 5.5	1/2"	
0.6 - 6	1/2"	
1 - 8	1/2"	
2 - 11	1/2"	
2 - 14	1/2"	SPDT
3 - 18	1/2"	Contact
2.5 - 28	-	
2.5 - 35	-	
3.4 - 40	-	
5 - 45	-	
5 - 60	-	
5 - 70	-	
5 - 110	-	
5 -130	-	



FLOW DIRECTION: - LEFT TO RIGHT OR RIGHT TO LEFT



Order Numbers for Standard Types
Flow Direction - Left to Right or Right to Left - Series SMW

Range water GPM	Stand. conn. NPT	Press. drop max. PSI	Float	Flow switch 1 N/O contact, water scale Material		Flowmeter water scale Material		Flowmeter and Switch 1 N/O contact, water scale Material	
				Brass	SS	Brass	SS	Brass	SS
0.06- 0.8	1/4"	3.48	PP	SMW 5101	SMW 5201	SMW 6101	SMW 6201	SMW 7101	SMW 7201
0.25- 1.2	1/4"	3.19	PP	SMW 5102	SMW 5202	SMW 6102	SMW 6202	SMW 7102	SMW 7202
0.06- 0.8	1/4"	2.90	SS	SMW 5105	SMW 5205	SMW 6105	SMW 6205	SMW 7105	SMW 7205
0.3- 1.2	1/4"	3.19	Brass*	SMW 5107	SMW 5207	SMW 6107	SMW 6207	SMW 7107	SMW 7207
0.25- 1.2	1/4"	3.19	SS	SMW 5108	SMW 5208	SMW 6108	SMW 6208	SMW 7108	SMW 7208
0.3 - 2.6	1/4"	4.35	PP	SMW 5109	SMW 5209	SMW 6109	SMW 6209	SMW 7109	SMW 7209
0.25- 2.6	1/4"	5.80	SS	SMW 5112	SMW 5212	SMW 6112	SMW 6212	SMW 7112	SMW 7212
0.3 - 6	1/4"	7.25	PP	SMW 5113	SMW 5213	SMW 6113	SMW 6213	SMW 7113	SMW 7213
0.3 - 6	1/4"	4.35	SS	SMW 5117	SMW 5217	SMW 6117	SMW 6217	SMW 7117	SMW 7217
1 - 8	1/4"	4.35	AL	SMW 5118	SMW 5218	SMW 6118	SMW 6218	SMW 7118	SMW 7218
2 -10	1/4"	5.80	PP	SMW 5119	SMW 5219	SMW 6119	SMW 6219	SMW 7119	SMW 7219
2 -10	1/4"	5.80	AL	SMW 5120	SMW 5220	SMW 6120	SMW 6220	SMW 7120	SMW 7220
1 - 8	1/2"	5.80	SS	SMW 5121	SMW 5221	SMW 6121	SMW 6221	SMW 7121	SMW 7221
2 -10	1/2"	5.80	SS	SMW 5123	SMW 5223	SMW 6123	SMW 6223	SMW 7123	SMW 7223
0.5-20	3/4"	7.25	PP	SMW 5125	SMW 5225	SMW 6125	SMW 6225	SMW 7125	SMW 7225
8 -31	3/4"	7.25	PP	SMW 5126	SMW 5226	SMW 6126	SMW 6226	SMW 7126	SMW 7226
1 -20	3/4"	7.25	AL	SMW 5127	SMW 5227	SMW 6127	SMW 6227	SMW 7127	SMW 7227
8 -34	3/4"	8.70	SS	SMW 5130	SMW 5230	SMW 6130	SMW 6230	SMW 7130	SMW 7230
8 -22	3/4"	8.70	Brass*	SMW 5131	SMW 5231	SMW 6131	SMW 6231	SMW 7131	SMW 7231
8 -34	3/4"	8.70	Brass*	SMW 5132	SMW 5232	SMW 6132	SMW 6232	SMW 7132	SMW 7232

Options
 (add suffix to Order Number)


Range air SCFM Suffix "L"	Special conn. NPT Suffix "B"	Special contact Suffix "U"
0.6- 4	1/2"	Contact SPDT
0.6- 5	1/2"	
0.4- 4	1/2"	
1 - 5	1/2"	
0.8- 4.5	1/2"	
1 - 10	1/2"	
2 - 10	1/2"	
2 - 14	1/2"	
3 - 24	1/2"	
2.5- 18	1/2"	
2 - 30	1/2"	
4 - 30	1/2"	
4 - 24	1/4"	
4 - 30	1/4"	
10 - 80	-	
30 -120	-	
10 - 80	-	
30 -130	-	
10 - 90	-	
30 -130	-	

*With SS units the float is also made of SS

Note: specify flow direction left to right "L-R" or right to left "R-L"



FLOW DIRECTION: - BOTTOM TO TOP



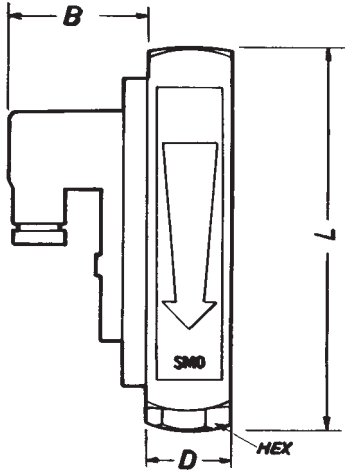
S2

Order Number for Standard Types									
Flow Direction - Bottom to Top - Series SMF									
Range water GPM	Stand. conn. NPT	Press. drop max. PSI	Float	Flow Switch 1 N/O contact, water scale Material		Flowmeter water scale Material		Flowmeter and Switch 1 N/O contact, water scale Material	
				Brass	SS	Brass	SS	Brass	SS
0.1- 0.9	1/4"	2.32	PP	SMF 5101	SMF 5201	SMF 6101	SMF 6201	SMF 7101	SMF 7201
0.3- 1.3	1/4"	1.89	PP	SMF 5102	SMF 5202	SMF 6102	SMF 6202	SMF 7102	SMF 7202
0.1- 0.9	1/4"	2.32	SS	SMF 5105	SMF 5205	SMF 6105	SMF 6205	SMF 7105	SMF 7205
0.3- 1.3	1/4"	2.61	SS	SMF 5108	SMF 5208	SMF 6108	SMF 6208	SMF 7108	SMF 7208
0.4- 3	1/4"	2.61	PP	SMF 5109	SMF 5209	SMF 6109	SMF 6209	SMF 7109	SMF 7209
0.4- 3	1/4"	2.90	SS	SMF 5112	SMF 5212	SMF 6112	SMF 6212	SMF 7112	SMF 7212
0.4- 7	1/4"	4.35	PP	SMF 5113	SMF 5213	SMF 6113	SMF 6213	SMF 7113	SMF 7213
1 - 8	1/4"	5.80	PP	SMF 5115	SMF 5215	SMF 6115	SMF 6215	SMF 7115	SMF 7215
0.4- 6	1/4"	5.80	Brass*	SMF 5116	SMF 5216	SMF 6116	SMF 6216	SMF 7116	SMF 7216
0.4- 7	1/4"	4.35	SS	SMF 5117	SMF 5217	SMF 6117	SMF 6217	SMF 7117	SMF 7217
1 -10	1/4"	2.90	PP	SMF 5119	SMF 5219	SMF 6119	SMF 6219	SMF 7119	SMF 7219
1 -11	1/4"	4.35	AL	SMF 5120	SMF 5220	SMF 6120	SMF 6220	SMF 7120	SMF 7220
1 - 9	1/4"	4.35	SS	SMF 5121	SMF 5221	SMF 6121	SMF 6221	SMF 7121	SMF 7221
2 -12	1/4"	4.35	SS	SMF 5123	SMF 5223	SMF 6123	SMF 6223	SMF 7123	SMF 7223
1 -20	3/4"	5.80	PP	SMF 5125	SMF 5225	SMF 6125	SMF 6225	SMF 7125	SMF 7225
3 -30	3/4"	5.80	PP	SMF 5126	SMF 5226	SMF 6126	SMF 6226	SMF 7126	SMF 7226
2 -22	3/4"	7.25	SS	SMF 5128	SMF 5228	SMF 6128	SMF 6228	SMF 7128	SMF 7228

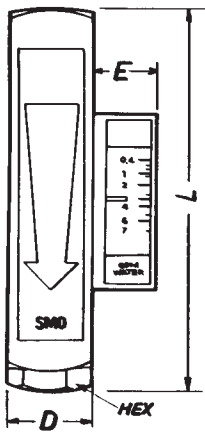
*With SS units the float is also made of SS

Options (add suffix to Order Number)		
Range air SCFM Suffix "L"	Special conn. NPT Suffix "B"	Special contact Suffix "U"
0.2- 1	1/2"	SPDT contact
0.8- 5	1/2"	
0.4- 4	1/2"	
1 - 5	1/2"	
1 - 9	1/2"	
2.5- 10	1/2"	
2.5- 20	1/2"	
4 - 28	1/2"	
4 - 20	1/2"	
2.5- 22	1/2"	
4 - 30	1/2"	
4 - 34	1/2"	
6 - 28	1/2"	
7 - 35	1/2"	
10 - 80	-	
30 -115	-	
10 - 90	-	

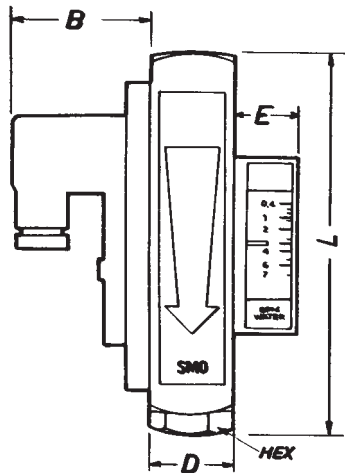
Dimensions



SMO-5..



SMO-6..



SMO-7..

ALL-METAL FLOW SWITCH WITH 1 N/O CONTACT
- Flow: top to bottom -

Order Number (Brass)	Order Number (SS)	Depth of thread		Dimensions D		L		B	Weight lbs.
		Standard	Suffix "B"	Standard	Suffix "B"	Standard	Suffix "B"		
SMO 5101 to SMO 5118	SMO 5201 to SMO 5218	0.47"	0.55"	1.18"×1.18"		5.20"	5.35"	2.09"	1.98
SMO 5119 to SMO 5120	SMO 5219 to SMO 5220	0.47"	0.55"	1.18"×1.18"		5.91"	5.91"	2.09"	2.20
SMO 5121	SMO 5221	0.47"	0.55"	1.18"×1.18"		5.20"	5.35"	2.09"	2.20
SMO 5123	SMO 5223	0.47"	0.55"	1.18"×1.18"		5.91"	5.91"	2.09"	2.20
SMO 5125 to SMO 5130	SMO 5225 to SMO 5230	0.63"	-	1.58"×1.58"		5.91"	-	2.09"	3.75

U.S. Patent Number 4,567,777

ALL-METAL FLOWMETER
- Flow: top to bottom -

Order Number (Brass)	Order Number (SS)	Depth of thread		Dimensions D		L		B	E	Weight lbs.
		Standard	Suffix "B"	Standard	Suffix "B"	Standard	Suffix "B"			
SMO 6101 to SMO 6118	SMO 6201 to SMO 6218	0.47"	0.55"	1.18"×1.18"		5.20"	5.35"	-	0.87"	1.98
SMO 6119 to SMO 6120	SMO 6219 to SMO 6220	0.47"	0.55"	1.18"×1.18"		5.91"	5.91"	-	0.87"	2.20
SMO 6121	SMO 6221	0.47"	0.55"	1.18"×1.18"		5.20"	5.35"	-	0.87"	2.20
SMO 6123	SMO 6223	0.47"	0.55"	1.18"×1.18"		5.91"	5.91"	-	0.87"	2.20
SMO 6125 to SMO 6130	SMO 6225 to SMO 6230	0.63"	-	1.58"×1.58"		5.91"	-	-	0.87"	3.75

U.S. Patent Number 4,567,777

ALL-METAL FLOWMETER AND SWITCH WITH 1 N/O CONTACT
- Flow: top to bottom -

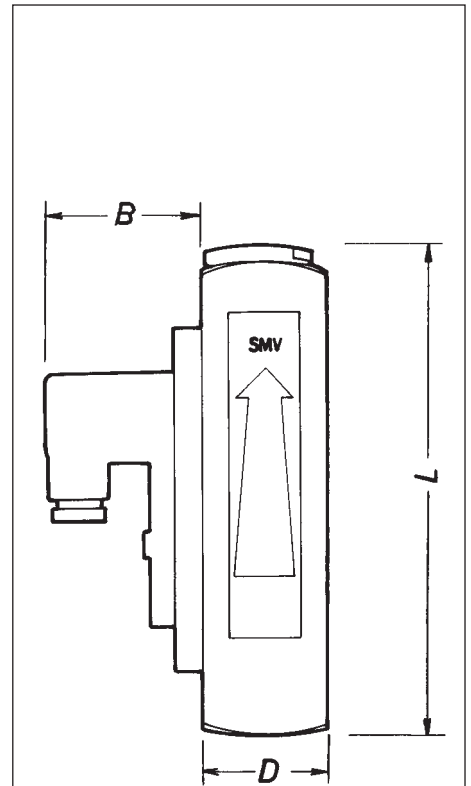
Order Number (Brass)	Order Number (SS)	Depth of thread		Dimensions D		L		B	E	Weight lbs.
		Standard	Suffix "B"	Standard	Suffix "B"	Standard	Suffix "B"			
SMO 7101 to SMO 7118	SMO 7201 to SMO 7218	0.47"	0.55"	1.18"×1.18"		5.20"	5.35"	2.09"	0.87"	1.98
SMO 7119 to SMO 7120	SMO 7219 to SMO 7220	0.47"	0.55"	1.18"×1.18"		5.91"	5.91"	2.09"	0.87"	2.20
SMO 7121	SMO 7221	0.47"	0.55"	1.18"×1.18"		5.20"	5.35"	2.09"	0.87"	2.20
SMO 7123	SMO 7223	0.47"	0.55"	1.18"×1.18"		5.91"	5.91"	2.09"	0.87"	2.20
SMO 7125 to SMO 7130	SMO 7225 to SMO 7230	0.63"	-	1.58"×1.58"		5.91"	-	2.09"	0.87"	3.75

U.S. Patent Number. 4,567,777

Dimensions

ALL-METAL FLOW SWITCH WITH 1 N/O CONTACT – Flow: bottom to top –									
Order Number (Brass)	Order Number (SS)	Depth of thread		D	L		B	E	Weight lbs.
		Standard	Suffix "B"		Standard	Suffix "B"			
SMV 5101 to SMV 5117	SMV 5201 to SMV 5217	0.47"	0.55"	1.18"×1.18"	5.20"	5.35"	2.09"	–	1.98
SMV 5119	SMV 5219	0.47"	0.55"	1.18"×1.18"	5.91"	5.91"	2.09"	–	2.20
SMV 5121	SMV 5221	0.47"	0.55"	1.18"×1.18"	5.20"	5.35"	2.09"	–	1.98
SMV 5123	SMV 5223	0.47"	0.55"	1.18"×1.18"	5.91"	5.91"	2.09"	–	2.02
SMV 5125 to SMV 5130	SMV 5225 to SMV 5230	0.63"	–	1.58"×1.58"	5.91"	–	2.09"	–	3.75
SMV 5132	SMV 5232	0.79"	–	1.97"×1.97"	6.50"	–	2.09"	–	6.39
SMV 5134	SMV 5234	0.79"	–	1.97"×1.97"	6.50"	–	2.09"	–	6.39
SMV 5136	SMV 5236	0.79"	–	1.97"×1.97"	7.09"	–	2.09"	–	6.61
SMV 5137	SMV 5237	0.79"	–	1.97"×1.97"	6.50"	–	2.09"	–	6.39
SMV 5138	SMV 5238	0.79"	–	1.97"×1.97"	7.09"	–	2.09"	–	6.61

U.S. Patent Number. 4,567,777

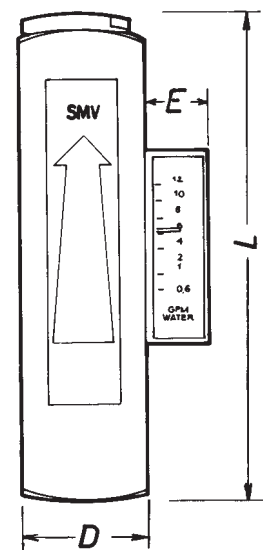


SMV-5...

S2

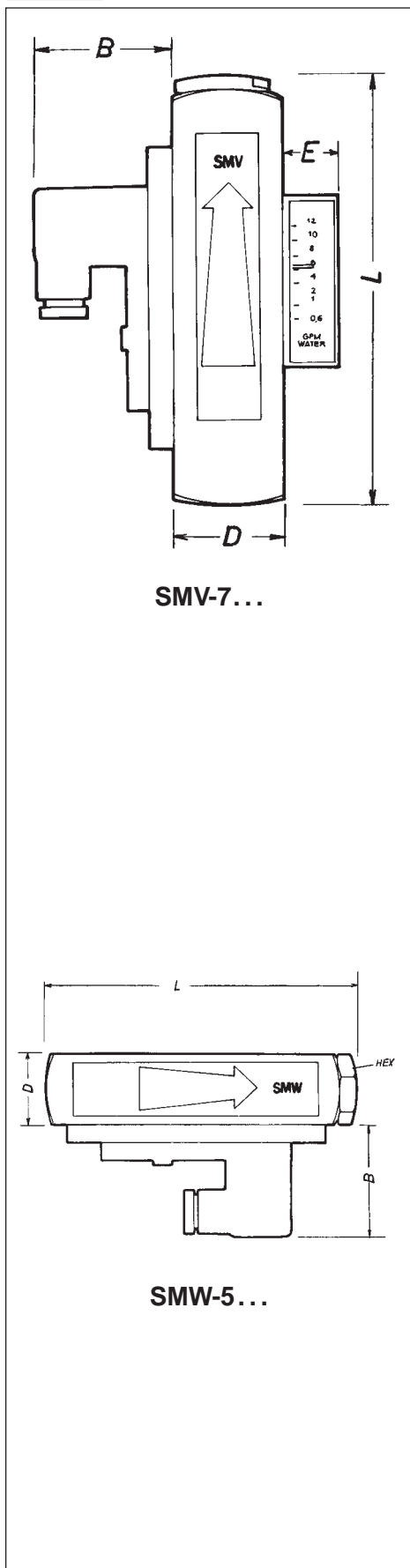
ALL-METAL FLOWMETER – Flow: bottom to top –									
Order Number (Brass)	Order Number (SS)	Depth of thread		D	L		B	E	Weight lbs.
		Standard	Suffix "B"		Standard	Suffix "B"			
SMV 6101 to SMV 6117	SMV 6201 to SMV 6217	0.47"	0.55"	1.18"×1.18"	5.20"	5.35"	–	0.87"	1.98
SMV 6119	SMV 6219	0.47"	0.55"	1.18"×1.18"	5.91"	5.91"	–	0.87"	2.20
SMV 6121	SMV 6221	0.47"	0.55"	1.18"×1.18"	5.20"	5.35"	–	0.87"	1.98
SMV 6123	SMV 6223	0.47"	0.55"	1.18"×1.18"	5.91"	5.91"	–	0.87"	2.02
SMV 6125 to SMV 6130	SMV 6225 to SMV 6230	0.63"	–	1.58"×1.58"	5.91"	–	–	0.87"	3.75
SMV 6132	SMV 6232	0.79"	–	1.97"×1.97"	6.50"	–	–	0.87"	6.39
SMV 6134	SMV 6234	0.79"	–	1.97"×1.97"	6.50"	–	–	0.87"	6.39
SMV 6136	SMV 6236	0.79"	–	1.97"×1.97"	7.09"	–	–	0.87"	6.61
SMV 6137	SMV 6237	0.79"	–	1.97"×1.97"	6.50"	–	–	0.87"	6.39
SMV 6138	SMV 6238	0.79"	–	1.97"×1.97"	7.09"	–	–	0.87"	6.61

U.S. Patent Number 4,567,777



SMV-6...

Dimensions



SMV-7...

SMW-5...

ALL-METAL FLOWMETER AND SWITCH WITH 1 N/O CONTACT
- Flow: bottom to top -

Order Number (Brass)	Order Number (SS)	Depth of Thread		Dimensions			B	E	Weight lbs.
		Standard	Suffix "B"	D	L Standard	L Suffix "B"			
SMV 7101 to SMV 7117	SMV 7201 to SMV 7217	0.47"	0.55"	1.18"×1.18"	5.20"	5.35"	2.09"	0.87"	1.98
SMV 7119	SMV 7219	0.47"	0.55"	1.18"×1.18"	5.91"	5.91"	2.09"	0.87"	2.20
SMV 7121	SMV 7221	0.47"	0.55"	1.18"×1.18"	5.20"	5.35"	2.09"	0.87"	1.98
SMV 7123	SMV 7223	0.47"	0.55"	1.18"×1.18"	5.91"	5.91"	2.09"	0.87"	2.02
SMV 7125 to SMV 7130	SMV 7225 to SMV 7230	0.63"	-	1.58"×1.58"	5.91"	-	2.09"	0.87"	3.75
SMV 7132	SMV 7232	0.79"	-	1.97"×1.97"	6.50"	-	2.09"	0.87"	6.39
SMV 7134	SMV 7234	0.79"	-	1.97"×1.97"	6.50"	-	2.09"	0.87"	6.39
SMV 7136	SMV 7236	0.79"	-	1.97"×1.97"	7.09"	-	2.09"	0.87"	6.61
SMV 7137	SMV 7237	0.79"	-	1.97"×1.97"	6.50"	-	2.09"	0.87"	6.39
SMV 7138	SMV 7238	0.79"	-	1.97"×1.97"	7.09"	-	2.09"	0.87"	6.61

U.S. Patent Number. 4,567,777

ALL-METAL FLOW SWITCH WITH 1 N/O CONTACT
- Flow: left to right or right to left -

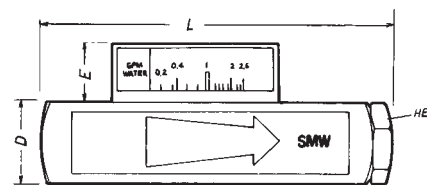
Order Number (Brass)	Order Number (SS)	Depth of Thread		Dimensions			B	E	Weight lbs.
		Standard	Suffix "B"	D	L Standard	L Suffix "B"			
SMW 5101 to SMW 5117	SMW 5201 to SMW 5217	0.47"	0.55"	1.18"×1.18"	5.20"	5.35"	2.09"	-	1.98
SMW 5119 to SMW 5120	SMW 5219 to SMW 5220	0.47"	0.55"	1.18"×1.18"	5.91"	5.91"	2.09"	-	2.02
SMW 5121	SMW 5221	0.47"	0.55"	1.18"×1.18"	5.20"	5.35"	2.09"	-	1.98
SMW 5123	SMW 5223	0.47"	0.55"	1.18"×1.18"	5.91"	5.91"	2.09"	-	2.02
SMW 5125 to SMW 5132	SMW 5225 to SMW 5232	0.63"	-	1.58"×1.58"	5.91"	-	2.09"	-	3.75

U.S. Patent Number. 4,567,777

Dimensions

ALL-METAL FLOWMETER – Flow: left to right or right to left –									
Order Number (Brass)	Order Number (SS)	Depth of thread		D	Dimensions L		B	E	Weight lbs.
		Standard	Suffix "B"		Standard	Suffix "B"			
SMW 6101 to SMW 6117	SMW 6201 to SMW 6217	0.47"	0.55"	1.18"×1.18"	5.20"	5.35"	–	0.87"	1.98
SMW 6119 to SMW 6120	SMW 6219 to SMW 6220	0.47"	0.55"	1.18"×1.18"	5.91"	5.91"	–	0.87"	2.02
SMW 6121	SMW 6221	0.47"	0.55"	1.18"×1.18"	5.20"	5.35"	–	0.87"	1.98
SMW 6123	SMW 6223	0.47"	0.55"	1.18"×1.18"	5.91"	5.91"	–	0.87"	2.02
SMW 6125 to SMW 6132	SMW 6225 to SMW 6232	0.63"	–	1.58"×1.58"	5.91"	–	–	0.87"	3.75

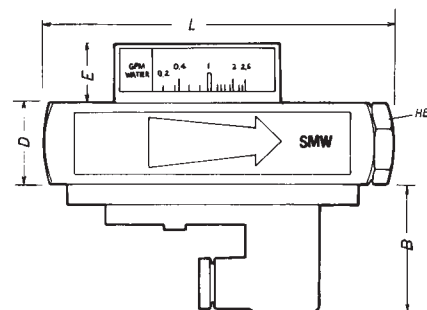
U.S. Patent Number. 4,567,777



SMW-6...

ALL-METAL FLOWMETER AND SWITCH WITH 1 N/O CONTACT – Flow: left to right or right to left –									
Order Number (Brass)	Order Number (SS)	Depth of thread		D	Dimensions L		B	E	Weight lbs.
		Standard	Suffix "B"		Standard	Suffix "B"			
SMW 7101 to SMW 7117	SMW 7201 to SMW 7217	0.47"	0.55"	1.18"×1.18"	5.20"	5.35"	2.09"	0.87"	1.98
SMW 7119 to SMW 7120	SMW 7219 to SMW 7220	0.47"	0.55"	1.18"×1.18"	5.91"	5.91"	2.09"	0.87"	2.02
SMW 7121	SMW 7221	0.47"	0.55"	1.18"×1.18"	5.20"	5.35"	2.09"	0.87"	1.98
SMW 7123	SMW 7223	0.47"	0.55"	1.18"×1.18"	5.91"	5.91"	2.09"	0.87"	2.02
SMW 7125 to SMW 7132	SMW 7225 to SMW 7232	0.63"	–	1.58"×1.58"	5.91"	–	2.09"	0.87"	3.75

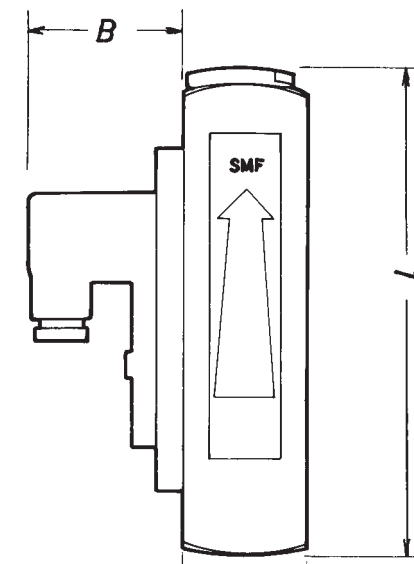
U.S. Patent Number. 4,567,777



SMW-7...

ALL-METAL FLOW SWITCH WITH 1 N/O CONTACT – Flow: bottom to top –									
Order Number (Brass)	Order Number (SS)	Depth of thread		D	Dimensions L		B	E	Weight lbs.
		Standard	Suffix "B"		Standard	Suffix "B"			
SMF 5101 to SMF 5117	SMF 5201 to SMF 5217	0.47"	0.55"	1.18"×1.18"	5.20"	5.35"	2.09"	–	1.98
SMF 5119 to SMF 5120	SMF 5219 to SMF 5220	0.47"	0.55"	1.18"×1.18"	5.91"	5.91"	2.09"	–	2.02
SMF 5121	SMF 5221	0.47"	0.55"	1.18"×1.18"	5.20"	5.35"	2.09"	–	1.98
SMF 5123	SMF 5223	0.47"	0.55"	1.18"×1.18"	5.91"	5.91"	2.09"	–	2.02
SMF 5125 to SMF 5128	SMF 5225 to SMF 5228	0.63"	–	1.58"×1.58"	5.91"	–	2.09"	–	3.75

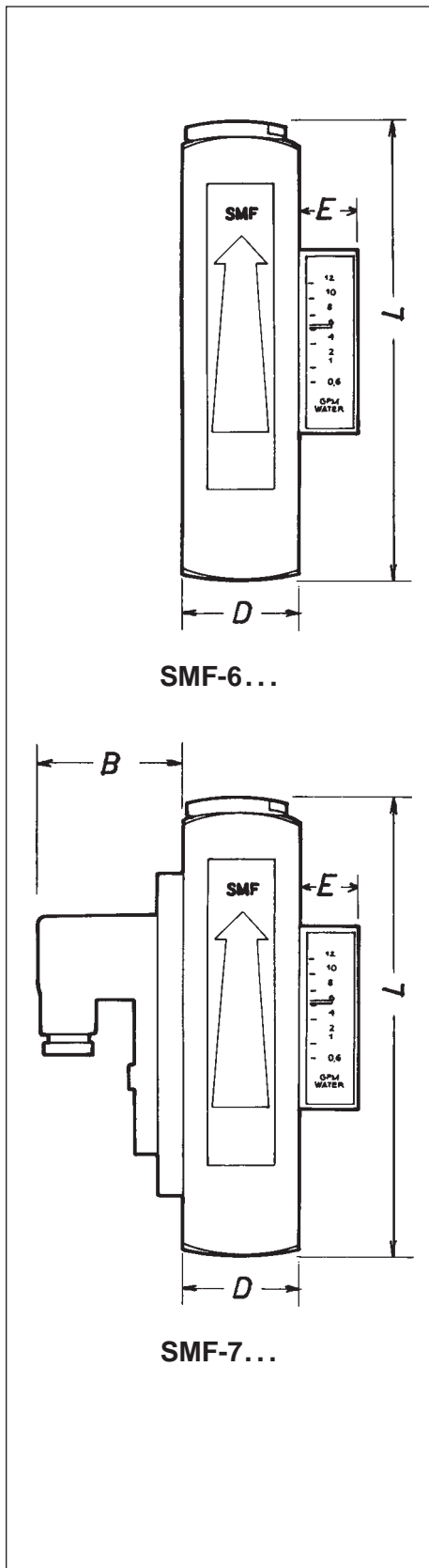
U.S. Patent Number. 4,567,777



SMF-5...

S2

Dimensions



**ALL-METAL FLOWMETER
- Flow: bottom to top -**

Order Number (Brass)	Order Number (SS)	Depth of thread		Dimensions			B	E	Weight lbs.
		Standard	Suffix "B"	D	L				
SMF 6101 to SMF 6117	SMF 6201 to SMF 6217	0.47"	0.55"	1.18"×1.18"	5.20"	5.35"	-	0.87"	1.98
SMF 6119 to SMF 6120	SMF 6219 to SMF 6220	0.47"	0.55"	1.18"×1.18"	5.91"	5.91"	-	0.87"	2.02
SMF 6121	SMF 6221	0.47"	0.55"	1.18"×1.18"	5.20"	5.35"	-	0.87"	1.98
SMF 6123 to SMF 6128	SMF 6223 to SMF 6228	0.47"	0.55"	1.18"×1.18"	5.91"	5.91"	-	0.87"	2.02
SMF 6125 to SMF 6128	SMF 6225 to SMF 6228	0.63"	-	1.58"×1.58"	5.91"	-	-	0.87"	3.75

U.S. Patent Number. 4,567,777

**ALL-METAL FLOWMETER AND SWITCH WITH 1 N/O CONTACT
- Flow: bottom to top -**

Order Number (Brass)	Order Number (SS)	Depth of thread		Dimensions			B	E	Weight lbs.
		Standard	Suffix "B"	D	L				
SMF 7101 to SMF 7117	SMF 7201 to SMF 7217	0.47"	0.55"	1.18"×1.18"	5.20"	5.35"	2.09"	0.87"	1.98
SMF 7119 to SMF 7120	SMF 7219 to SMF 7220	0.47"	0.55"	1.18"×1.18"	5.91"	5.91"	2.09"	0.87"	2.02
SMF 7121	SMF 7221	0.47"	0.55"	1.18"×1.18"	5.20"	5.35"	2.09"	0.87"	1.98
SMF 7123	SMF 7223	0.47"	0.55"	1.18"×1.18"	5.91"	5.91"	2.09"	0.87"	2.02
SMF 7125 to SMF 7128	SMF 7225 to SMF 7228	0.63"	-	1.58"×1.58"	5.91"	-	2.09"	0.87"	3.75

U.S. Patent Number. 4,567,777