

HIOKI

AC/DC CLAMP METER CM4370 series

NEW



CM4371, CM4372 : 600 A AC/DC
CM4373, CM4374 : 2000 A AC/DC



Speedy Performance of Professional Testing
Made in Japan for rock-solid quality.



Rugged clamp meters for the toughest situations

**INCREASED JAW
STRENGTH**

**WIDE OPERATING
TEMPERATURE RANGE**

**DUSTPROOF AND
WATERPROOF DESIGN**

**HIGH-VOLTAGE
MEASUREMENT**

CAT IV 600 V



CAT IV 600V
CAT III 1000V



Please see www.hioki.com for list of supported regions.
For CM4372 and CM4374

The CM4370 Series surpassed the requirements of numerous durability tests to deliver safety, confidence and peace of mind.

Rugged clamp meters for the toughest situations

TOUGH

Damage-resistant jaws

Guaranteed for 30,000 open-close cycles

A new and improved design features stronger jaws (the current sensor portion of the instrument) and a dramatic boost in the duration of the warranty from 10,000 to 30,000 open-close cycles to ensure the instrument will provide even more years of reliable use.



Clamp open/ close test

In this test, the jaws are opened and closed a specified number of times at the rate of one cycle per second. In addition, the test is continued until the jaws break to provide a better understanding of their strength. Tests like this help us improve the instrument's durability.



TOUGH

-25°C to + 65°C

Expanded operating temperature range

Thanks to an operating temperature range that has been expanded from the previous design (which could be used from 0°C to 40°C), the CM4370 Series can be used in freezing temperatures or on the hottest summer days.



Temperature test

In this test, we verified that the clamp meter can operate for an extended period of time while taking normal measurement in the specified temperature range.



RUGGED

Dustproof and waterproof performance

Enhanced environmental resistance

International Protection Code: IP54*

*Jaws (current sensor portion): IP50

Measurement functionality is maintained despite exposure to sand or dust as well as water droplets.

Caution: The CM4370 Series' waterproof enclosure is designed to enable the instrument to maintain its measurement functionality even when wet. Getting the instrument wet or measuring energized parts with wet hands increases risk of electric shock.



Dustproof and waterproof tests

In the dustproof test, the clamp meter's enclosure is placed under reduced pressure and exposed to dust, and in the waterproof test, the instrument is sprayed with water from multiple directions in order to investigate how readily dust and water can get in.



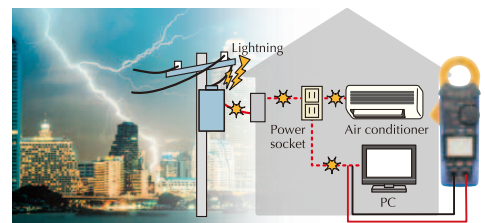
SAFE

CAT IV 600 V

Expanded range of measurement targets

The CM4370 Series can safely measure service wires with a wire-to-ground voltage of up to 600 V as well as wires found in distribution panels.

The clamp meter series features a safe design that can withstand a transient overvoltage of 8 kV in case of a lightning strike.



HIGH VOLTAGE

DC 1700 V

Measure high DC voltages

The CM4370 Series can measure DC voltages of up to 1700 V, making them ideal for no-load voltage inspections of rapidly evolving solar power systems.



Safety test


Temperature of the various parts of the clamp meter was measured while 1700 V DC was applied in order to ensure that there is no risk of burns or other injury.



Get Jobs Done Faster


Giving shape to ease of use and intuitive operation

CM4371, CM4372
600 A AC/DC



35 mm*


CM4373, CM4374
2000 A AC/DC



215 mm

33 mm

65 mm




250 mm

55 mm

65 mm


Rotary switch that can be turned with a single hand

Turn the rotary switch while holding the instrument in the same hand. Grooves on the switch make it easy to rotate even while wearing work gloves.




White backlight

A white backlight makes the measured values stand out, even in dim locations.



Wide viewing angle display

High quality screen lets you read measurements from any angle.



*Measurement applies to the CM4370 series.

Extensive range of measurable parameters

DC current	AC current	AC-DC current	DC voltage
AC voltage	AC-DC voltage	Frequency	Continuity
Resistance	Diode	Capacitance	Temperature
Voltage Detector	DC power		



More Than Just Tough

Packed with useful features

■ Testing current has never been more convenient

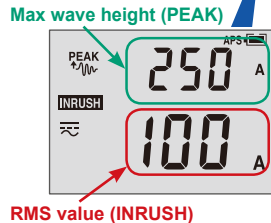
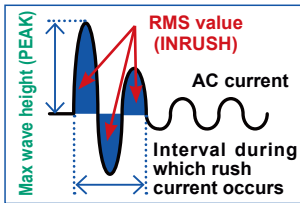
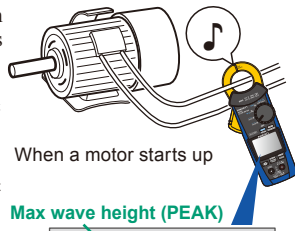
Inrush (Rush current)

The CM4370 Series can simultaneously measure inrush current in RMS as well as maximum crest values at motor startup and for welding currents.

The clamp meters automatically detect the duration of the inrush current (which can range from several dozen milliseconds to several hundred milliseconds) and measure the current during that interval, enabling them to yield more accurate measurements than standard clamp-on meters whose measurement interval is fixed to 100 ms.

*Sampling frequency
RMS value and maximum wave height calculation: 4.8 kHz
Smartphone waveform rendering: 2.4 kHz



*600 A range (fixed) (CM4371, CM4372), Rush current (INRUSH) detection level: ± 10 A or more
2000 A range (fixed) (CM4373, CM4374), Rush current (INRUSH) detection level: ± 100 A or more



Automatic AC/DC detection

Simply rotate the rotary switch to the CURRENT MEASUREMENT or VOLTAGE MEASUREMENT function to take measurements after automatically detecting whether the signal is AC or DC.

Since this functionality eliminates the need to operate the rotary switch in locations where AC and DC wires are intermingled, it helps boost work efficiency.

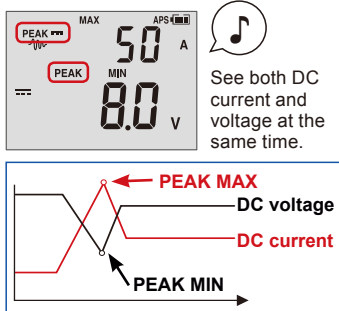
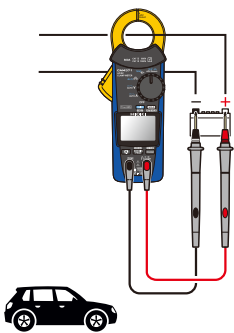


See DC current and voltage at the same time

During DC measurement, current and voltage values can be displayed simultaneously on the screen.

In addition, the CM4370 Series can simultaneously display DC current and voltage peak values by measuring the peak maximum and peak minimum for both current and voltage.

*Sampling frequency: 4.8 kHz
*600 A range (fixed) (CM4371, CM4372)
2000 A range (fixed) (CM4373, CM4374)




In this way, the clamp meter can provide voltage and current values when a self-starting motor is operated.

AUTO HOLD

The clamp meters beep when the measured value stabilizes and then automatically hold the display value.

This is useful when using the instrument in locations where it is difficult to see the display or press the hold button.



In locations where the display is out of view



You can obtain a stable reading

Ensuring peace of mind

Designed and manufactured in Japan

All development, design, and manufacturing processes for almost all Hioki clamp meters are carried out at our Head Office in Nagano Prefecture. Some of the industry's most advanced technological capabilities enable us to deliver products of the highest possible quality.



From a one-year to a three-year warranty

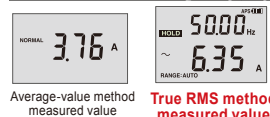
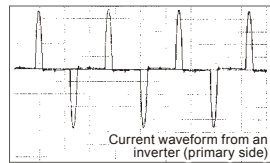
Hioki has extended the original one-year product warranty to three years so that operators can use the instrument for a longer period of time with peace of mind. After the first year of use, the instrument delivers measurement accuracy within 1.5 times the one-year accuracy. (3-year accuracy is for reference only.)



Useful functions and exceptional performance

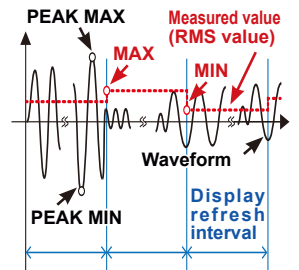
1 Obtain accurate readings with true RMS measurement

Since the CM4370 Series calculates measured values using the RMS method, it can accurately measure distorted current waveforms from equipment such as inverters.



2 Identify fluctuating current values

The CM4370 Series displays maximum, minimum, and average measured values as well as maximum and minimum peak values.



*Sampling frequency: 10 kHz

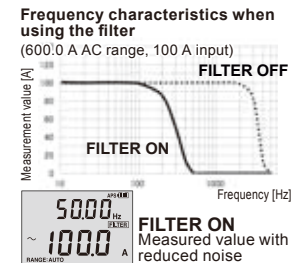
3 Determine whether a target is live

AC Voltage detection function
Check for safety before performing electrical work. The clamp meter instantly detects whether the wire is energized and warns the user by sounding a beep and turning the backlight red.



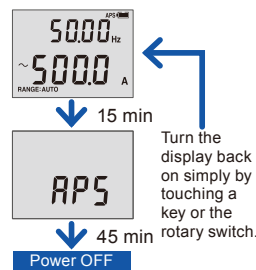
4 Display stable measured values

Low-pass filter function
The CM4370 Series cuts high-frequency components to stabilize values for measurement, enabling it to be used to measure switching power supplies and the secondary side of inverters.




5 Avoid wasting batteries

Auto Power Save
To help conserve battery power, the CM4370 Series enters into a sleep state after 15 minutes of no operation and turns off completely after 45 minutes.



6 Avoid missing DC wiring mistakes

When DC V or DC A is a negative value, the clamp meter alerts you with a beeping tone as well as a warning backlight. Thresholds: -10 V, -10 A




7 Remain alert to hazards

Double warnings with sound and light
When the clamp meter detects excessively high input or a short-circuit during a continuity check, it alerts you with a red backlight and beeping tone in order to help prevent accidents.



8 Choose from an extensive selection of probe tips

Choose the type of probe that best suits your measurement location, letting you measure in areas that can't be reached with conventional probes and busbars that you wish to clamp between probes.



9 Enjoy fast operation thanks to a proprietary dedicated IC

A dedicated IC that delivers the world's fastest speed for a chip of its kind* by bringing together a number of Hioki's high-speed measurement technologies.
*Based on market research conducted by Hioki in April 2015.



10 Built in Bluetooth® Smart

The instruments listed below will be able to send measured values to a smartphone or tablet using Bluetooth® Smart.

*Models with Bluetooth® support: CM4372, CM4374



Making measurement more intelligent

Models with *Bluetooth*® support:
CM4372, CM4374

Clamp-on meter with **Bluetooth**® SMART

The instruments listed below will be able to wirelessly send measured values to a smartphone or tablet using Bluetooth®Smart, enabling you to display measured values and waveforms in real time.



Software specifications

Name	GENNECT Cross
Interface	Bluetooth® 4.0LE (Bluetooth® SMART)
Supported devices	iOS (iPhone®5, 3rd generation iPad®, iPad mini™, iPad Pro™, 5th generation iPod Touch® or later) Android™ (Only for Bluetooth® SMART READY or Bluetooth® SMART model)
Supported OS	iOS 8 or later, Android™ 4.3 or later
No. of controllable devices	For data logging, up to 8 devices can be connected (up to 8 measured values can be logged) at once Only 1 device can be used with the current/voltage waveform monitor and INRUSH waveform download function at any one time

Get the App

ANDROID APP ON
 **Google play**

Download on the
 **App Store**

Search for "Gennect Cross" and download on Google play™ or App Store®



- The Bluetooth® word mark and logos are registered trademarks owned by Bluetooth SIG, Inc. and any use of such marks by HIOKI E.E. CORPORATION is under license.
- Android, Google Play and the Google Play logo are trademarks of Google Inc.
- iOS is a registered trademark of Cisco Technology, Inc. and/or its affiliates in the United States and certain other countries.
- iPhone, iPad, iPad mini, iPad Pro and iPod touch are trademarks of Apple Inc.
- Apple and the Apple logo are trademarks of Apple Inc. App Store is a service mark of Apple Inc.



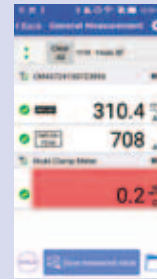
Simple logging function

Convenient for observing fluctuations over a short period of time when it's not practical to set up large-scale recording equipment.



Waveform monitor function

Review waveforms at the same time as measured values during current or voltage measurement, allowing the clamp meter to be used as a simple oscilloscope.



Hold save function

Automatically save measured values while they are being held and at the completion of inrush measurement.

Specifications

CM4371, CM4372 Measurement specifications

Measurement accuracy pertains to 1-year accuracy specifications
Figures in parentheses for ranges indicate the guaranteed accuracy range.

AC Current			
Range	Resolution	Accuracy guarantee frequency range	Measurement accuracy
20.00 A (1.00 A to 20.00 A)	0.01 A	10 Hz ≤ f < 45 Hz	±1.8% rdg. ±0.10 A
		45 Hz ≤ f ≤ 66 Hz	±1.3% rdg. ±0.08 A
		66 Hz < f ≤ 1 kHz	±2.0% rdg. ±0.10 A
600.0 A (1.0 A to 600.0 A)	0.1 A	10 Hz ≤ f < 45 Hz	±1.8% rdg. ±0.5 A
		45 Hz ≤ f ≤ 66 Hz	±1.3% rdg. ±0.3 A
		66 Hz < f ≤ 1 kHz	±2.0% rdg. ±0.5 A

DC Current		
Range	Resolution	Measurement accuracy
20.00 A (±1.00 A to ±20.00 A)	0.01 A	±1.3% rdg. ±0.08 A
600.0 A (±1.0 A to ±600.0 A)	0.1 A	±1.3% rdg. ±0.3 A

DC+AC Current			
Range	Resolution	Accuracy guarantee frequency range	Measurement accuracy
20.00 A (1.00 A to 20.00 A)	0.01 A	10 Hz ≤ f < 45 Hz	±1.8% rdg. ±0.10 A
		DC, 45 Hz ≤ f ≤ 66 Hz	±1.3% rdg. ±0.13 A
		66 Hz < f ≤ 1 kHz	±2.0% rdg. ±0.10 A
600.0 A (1.0 A to 600.0 A)	0.1 A	10 Hz ≤ f < 45 Hz	±1.8% rdg. ±0.7 A
		DC, 45 Hz ≤ f ≤ 66 Hz	±1.3% rdg. ±1.3 A
		66 Hz < f ≤ 1 kHz	±2.0% rdg. ±0.7 A

DC Power *		
Display range switching	Resolution	Measurement accuracy
0.0 VA to 1020 kVA	0.1 VA	±2.0% rdg. ±20 dgt.

*Current: Fixed to 600.0 A range

CM4373, CM4374 Measurement specifications

Measurement accuracy pertains to 1-year accuracy specifications
Figures in parentheses for ranges indicate the guaranteed accuracy range.

AC Current			
Range	Resolution	Accuracy guarantee frequency range	Measurement accuracy
600.0 A (1.0 A to 600.0 A)*	0.1 A	10 Hz ≤ f < 45 Hz	±1.8% rdg. ±0.5 A
		45 Hz ≤ f ≤ 66 Hz	±1.3% rdg. ±0.3 A
		66 Hz < f ≤ 1 kHz	±2.0% rdg. ±0.5 A
2000 A (10 A to 1800 A)	1 A	10 Hz ≤ f < 45 Hz	±1.8% rdg. ±5 A
		45 Hz ≤ f ≤ 66 Hz	±1.3% rdg. ±3 A
		66 Hz < f ≤ 1 kHz	±2.0% rdg. ±5 A
2000 A (1801 A to 2000 A)	1 A	10 Hz ≤ f < 45 Hz	±2.8% rdg. ±5 A
		45 Hz ≤ f ≤ 66 Hz	±2.3% rdg. ±3 A
		66 Hz < f ≤ 1 kHz	-

*For currents of 30.0 A or less, add 0.5 A to the measurement accuracy

DC Current		
Range	Resolution	Measurement accuracy
600.0 A (±1.0 A to ±600.0 A)*	0.1 A	±1.3% rdg. ±0.3 A
2000 A (±10 A to ±2000 A)	1 A	±1.3% rdg. ±3 A

*For currents of 30.0 A or less, add 0.5 A to the measurement accuracy

DC+AC Current			
Range	Resolution	Accuracy guarantee frequency range	Measurement accuracy
600.0 A (1.0 A to 600.0 A)	0.1 A	10 Hz ≤ f < 45 Hz	±1.8% rdg. ±0.7 A
		DC, 45 Hz ≤ f ≤ 66 Hz	±1.3% rdg. ±1.3 A
		66 Hz < f ≤ 1 kHz	±2.0% rdg. ±0.7 A
2000 A (10 A to 1800 A)	1 A	10 Hz ≤ f < 45 Hz	±1.8% rdg. ±7 A
		DC, 45 Hz ≤ f ≤ 66 Hz	±1.3% rdg. ±13 A
		66 Hz < f ≤ 1 kHz	±2.0% rdg. ±7 A
2000 A (1801 A to 2000 A)	1 A	10 Hz ≤ f < 45 Hz	±2.8% rdg. ±7 A
		DC, 45 Hz ≤ f ≤ 66 Hz	±2.3% rdg. ±13 A
		66 Hz < f ≤ 1 kHz	-

DC Power *		
Display range switching	Resolution	Measurement accuracy
0.000 kVA to 3400 kVA	1 VA	±2.0% rdg. ±20 dgt.

*Current: Fixed to 2000 A range

Shared specifications

Measurement accuracy pertains to 1-year accuracy specifications
Figures in parentheses for ranges indicate the guaranteed accuracy range.

AC Voltage					
Range	Resolution	Accuracy guarantee frequency range	Measurement accuracy	Input impedance	
6.000 V (0.000 V to 0.299 V)	0.001 V	15 Hz ≤ f < 45 Hz	±1.5% rdg. ±0.015 V	3.2 MΩ±5%	
		45 Hz ≤ f ≤ 66 Hz	±0.9% rdg. ±0.013 V		
		66 Hz < f ≤ 1 kHz	±1.5% rdg. ±0.015 V		
6.000 V (0.300 V to 6.000 V)	0.001 V	15 Hz ≤ f < 45 Hz	±1.5% rdg. ±0.005 V		
		45 Hz ≤ f ≤ 66 Hz	±0.9% rdg. ±0.003 V		
		66 Hz < f ≤ 1 kHz	±1.5% rdg. ±0.005 V		
60.0 V (3.00 V to 60.0 V)	0.01 V	15 Hz ≤ f < 45 Hz	±1.5% rdg. ±0.05 V	3.1 MΩ±5%	
		45 Hz ≤ f ≤ 66 Hz	±0.9% rdg. ±0.03 V		
		66 Hz < f ≤ 1 kHz	±1.5% rdg. ±0.05 V		
600.0 V (30.0 V to 600.0 V)	0.1 V	15 Hz ≤ f < 45 Hz	±1.5% rdg. ±0.5 V		3.0 MΩ±5%
		45 Hz ≤ f ≤ 66 Hz	±0.9% rdg. ±0.3 V		
		66 Hz < f ≤ 1 kHz	±1.5% rdg. ±0.5 V		
1000 V (50 V to 1000 V)	1 V	15 Hz ≤ f < 45 Hz	±1.5% rdg. ±5 V		
		45 Hz ≤ f ≤ 66 Hz	±0.9% rdg. ±3 V		
		66 Hz < f ≤ 1 kHz	±1.5% rdg. ±5 V		

Frequency range of 15 Hz ≤ f < 20 Hz is designed value

DC Voltage			
Range	Resolution	Measurement accuracy	Input impedance
600.0 mV (0.0 mV to ±600.0 mV)	0.1 mV	±0.5% rdg. ±0.5 mV	6.7 MΩ±5%
6.000 V (0.000 V to ±6.000 V)	0.001 V	±0.5% rdg. ±0.003 V	
60.0 V (0.0 V to ±60.0 V)	0.01 V	±0.5% rdg. ±0.03 V	6.1 MΩ±5%
600.0 V (0.0 V to ±600.0 V)	0.1 V	±0.5% rdg. ±0.3 V	6.0 MΩ±5%
1500 V (0 V to ±1000 V)	1 V	±0.5% rdg. ±3 V	
1500 V (±1001 V to ±1700 V)		±2.0% rdg. ±5 V	

DC+AC Voltage					
Range	Resolution	Accuracy guarantee frequency range	Measurement accuracy	Input impedance	
6.000 V (0.000 V to 0.299 V)	0.001 V	10 Hz ≤ f < 45 Hz	±1.5% rdg. ±0.023 V	DC: 6.7 MΩ±5%	
		DC, 45 Hz ≤ f ≤ 66 Hz	±1.0% rdg. ±0.023 V		
		66 Hz < f ≤ 1 kHz	±1.5% rdg. ±0.023 V		
6.000 V (0.300 V to 6.000 V)	0.001 V	10 Hz ≤ f < 45 Hz	±1.5% rdg. ±0.013 V		AC: 3.2 MΩ±5%
		DC, 45 Hz ≤ f ≤ 66 Hz	±1.0% rdg. ±0.013 V		
		66 Hz < f ≤ 1 kHz	±1.5% rdg. ±0.013 V		
60.0 V (3.00 V to 60.0 V)	0.01 V	10 Hz ≤ f < 45 Hz	±1.5% rdg. ±0.13 V	DC: 6.1 MΩ±5%	
		DC, 45 Hz ≤ f ≤ 66 Hz	±1.0% rdg. ±0.13 V		
		66 Hz < f ≤ 1 kHz	±1.5% rdg. ±0.13 V		
600.0 V (30.0 V to 600.0 V)	0.1 V	10 Hz ≤ f < 45 Hz	±1.5% rdg. ±0.7 V	DC: 6.0 MΩ±5%	
		DC, 45 Hz ≤ f ≤ 66 Hz	±1.0% rdg. ±0.7 V		
		66 Hz < f ≤ 1 kHz	±1.5% rdg. ±0.7 V		
1000 V (50 V to 1000 V)	1 V	10 Hz ≤ f < 45 Hz	±1.5% rdg. ±7 V		AC: 3.0 MΩ±5%
		DC, 45 Hz ≤ f ≤ 66 Hz	±1.0% rdg. ±7 V		
		66 Hz < f ≤ 1 kHz	±1.5% rdg. ±7 V		

Frequency range of 10 Hz ≤ f < 20 Hz is designed value

Frequency		
Range	Resolution	Measurement accuracy
9.999 Hz (1.000 Hz to 9.999 Hz)	0.001 Hz	±0.1% rdg. ±0.003 Hz
99.99 Hz (1.00 Hz to 99.99 Hz)	0.01 Hz	±0.1% rdg. ±0.01 Hz
999.9 Hz (1.0 Hz to 999.9 Hz)	0.1 Hz	±0.1% rdg. ±0.1 Hz

Frequency detection range of AC current
CM4371, CM4372: 20.00 A range 4.00 A or more, 600.0 A range 20.0 A or more
CM4373, CM4374: 600.0 A range 40.0 A or more, 2000 A range 200 A or more
The AC voltage frequency detection range is 10% of each range's full scale

Continuity check				
Range	Resolution	Measurement current	Measurement accuracy	Open terminal voltage
600.0 Ω (0.0 Ω to 600.0 Ω)	0.1 Ω	200 μA±20%	±0.7% rdg. ±0.5 Ω	2.0 V DC or less

Continuity on threshold: 25 Ω±10 Ω, Continuity off threshold: 245 Ω±10 Ω

Diode				
Range	Resolution	Short-circuit current	Measurement accuracy	Open terminal voltage
1.800 V (0.000 V to 1.800 V)	0.001 V	200 μA±20%	±0.7% rdg. ±0.005 V	2.0 V DC or less

Beeping buzzer tone at forward connection (0.15 V to 1.8 V)

Resistance				
Range	Resolution	Measurement current	Measurement accuracy	Open terminal voltage
600.0 Ω (0.0 Ω to 600.0 Ω)	0.1 Ω	200 μA±20%	±0.7% rdg. ±0.5 Ω	2.0 V DC or less
6.000 kΩ (0.000 kΩ to 6.000 kΩ)	0.001 kΩ	100 μA±20%	±0.7% rdg. ±0.005 kΩ	
60.00 kΩ (0.00 kΩ to 60.00 kΩ)	0.01 kΩ	10 μA±20%	±0.7% rdg. ±0.05 kΩ	
600.0 kΩ (0.0 kΩ to 600.0 kΩ)	0.1 kΩ	1 μA±20%	±0.7% rdg. ±0.5 kΩ	

Electrostatic capacity				
Range	Resolution	Discharge current	Measurement accuracy	Open terminal voltage
1.000 μF (0.000 μF to 1.100 μF)	0.001 μF	10n/ 100n/ 1μA ±20%	±1.9% rdg. ±0.005 μF	2.0 V DC or less
10.00 μF (0.00 μF to 11.00 μF)	0.01 μF	100n/ 1μ/ 10μA ±20%	±1.9% rdg. ±0.05 μF	
100.0 μF (0.0 μF to 110.0 μF)	0.1 μF	1μ/ 10μ/ 100μA ±20%	±1.9% rdg. ±0.5 μF	
1000 μF (0 μF to 1100 μF)	1 μF	10μ/ 100μ/ 200μA±20%	±1.9% rdg. ±5 μF	

Temperature			
Thermocouple type	Range	Resolution	Accuracy
K	-40.0°C to 400.0°C	0.1°C	±0.5% rdg. ±3.0°C
	-40.0°F to 752.0°F	0.1°F	±0.5% rdg. ±5.4°F

Accuracy does not include the error of the K thermocouple

AC Voltage detection function		
Range (detection sensitivity)	Detection voltage range	Detection target frequency
Hi	AC 40 V to AC 600 V	50/60 Hz
Lo	AC 80 V to AC 600 V	

General Specifications

AC measurement method	True RMS measurement
Guaranteed accuracy period	1 year/ 2nd and 3rd year accuracy is 1.5 times the 1-year accuracy specifications and should be used for reference only.
Guaranteed accuracy period after adjustment made by Hioki	1 year
Guaranteed accuracy for temperature and humidity	23°C±5°C (73.0°F±9.0°F) 90% RH or less (no condensation)
Product warranty period	3 years (Measurement accuracy is defined in terms of a 1-year accuracy and a 3-year accuracy*.) *2nd and 3rd year accuracy values are for reference only. Number of sensor open/close cycles: 30,000
Crest factor	[CM4371, CM4372] For the 20.00 A range, 7.5 For the 600.0 A range (500.0 A or less), 3 For the 600.0 A range (greater than 500.0 A and less than or equal to 600.0 A), 2.5 [CM4373, CM4374] For the 600.0 A range (500.0 A or less), 3 For the 600.0 A range (greater than 500.0 A and less than or equal to 600.0 A), 2.5 For the 2000 A range (1000 A or less), 2.84 For the 2000 A range (greater than 1000 A and less than or equal to 2000 A), 1.42
Functions	Automatic AC/DC detection, DC current and DC voltage polarity detection function, Max/ Min/ AVG/ PEAK MAX/ PEAK MIN value display, Low-pass filter function, Display value hold, Auto hold, Backlight, Auto power save, Buzzer sound, Zero-adjustment
Display update rate	Measured value excluding electrostatic capacity, frequency, and temperature: 5 times/s (after the range is fixed) Electrostatic capacity: 0.5 to 5 times/s (The number of times varies depending on the capacitance.) Frequency: 0.3 to 5 times/s (The number of times varies depending on the capacitance.) Temperature: 1 times/s (including thermocouple wiring break check)
Operating environment	Indoors, pollution degree 2, altitude up to 2000 m (6562 ft.)
Operating temperature and humidity	-25°C to 65°C (-13.0°F to 149.0°F) 90% RH or less (no condensation)
Storage temperature and humidity	-30°C to 70°C (-22.0°F to 158.0°F) 90% RH or less (no condensation)
Dustproof and waterproof	Grip: IP54 (when measuring an insulated conductor only) Jaw (the current sensor portion of the instrument), barrier: IP50 *Risk of electric shock from the conductor being measured increases when wet.
Maximum terminal-to-terminal rated voltage	1000 V AC (up to 1 kHz) / 1700 V DC
Maximum rated voltage to earth	1000 V AC (Measurement category III) 600 V AC (Measurement category IV)
Standards	Safety: EN61010, EMC: EN61326
Power supply	LR03 Alkaline battery x2
Continuous use	Approx. 24 hours (Backlight OFF, Bluetooth® ON) Approx. 45 hours (Backlight OFF, Bluetooth® OFF)
Dimensions, Mass	CM4371, CM4372: Approx. 65 mm (2.56 in) W × 215 mm (8.46 in) H × 35 mm (1.38 in) D mm, 340 g (12.0 oz) CM4373, CM4374: Approx. 65 mm (2.56 in) W × 250 mm (9.84 in) H × 35 mm (1.38 in) D mm, 530 g (18.7 oz)
Core jaw diameter	CM4371, CM4372: 69 mm (2.72 in) W × 14 mm (0.55 in) D, φ33 mm (1.30 in) CM4373, CM4374: 92 mm (3.62 in) W × 18 mm (0.71 in) D, φ55 mm (2.17 in)

Order code/ Options

Instrument

AC/ DC CLAMP METER

Model No.
(Order Code) (Note)

CM4371	600A AC/DC	φ33 mm	
CM4372	600A AC/DC	φ33 mm	Built in <i>Bluetooth</i> ® Smart
CM4373	2000A AC/DC	φ55 mm	
CM4374	2000A AC/DC	φ55 mm	Built in <i>Bluetooth</i> ® Smart

Accessories:

TEST LEAD L9207-10
CARRYING CASE C0203
LR03 Alkaline battery ×2
Instruction Manual
Precautions Concerning Use of
Equipment That Emits Radio Waves
(only for CM4372, CM4374)

TEST LEAD L9207-10 Options

Bundled Accessory

Cable length 90 cm (2.95 ft) with one each red and black caps

with cap
CAT IV 600 V
CAT III 1000 V

without cap
CAT II 1000 V

TEST LEAD L9207-10

L4933 and L4934 probe tips (at right) can be used on L9207-10 Test Leads.

50mm

70 V DC / 33 V AC

CONTACT PIN SET L4933

CAT III 300 V
CAT II 600 V

SMALL ALLIGATOR CLIP SET L4934

CONNECTION CABLE L4930 Options

Length : 1.2 m (3.94 ft)

CONNECTION CABLE SET L4930

Probe tips (at right) can be used on L4930 connection cables.

Attaching the L4937

22 mm (0.87 in)
φ3.7 mm (0.15 in)

with one each red and black caps
CAT III 600V (with cap)
CAT II 600V (without cap)

TEST PIN SET L4938

CAT IV 600 V
CAT III 1000 V

ALLIGATOR CLIP SET L4935

30 mm (1.18 in)

CAT III 600 V

BUS BAR CLIP SET L4936

Magnet φ6mm(0.24 in)

CAT III 1000 V

MAGNETIC ADAPTER SET L4937

22 mm (0.87 in)
φ3.7 mm (0.15 in)
48 mm (1.89 in)
φ2.6 mm (0.15 in)

CAT III 600 V

BREAKER PIN SET L4939

CAT IV 600 V, CAT III 1000 V
with one each red and black caps

TEST PIN SET L4932

CAT III 1000 V

GRABBER CLIP 9243

CAT IV 600 V
CAT III 1000 V
Length : 1.5 m (4.92 ft)
With coupling connectors

EXTENSION CABLE SET L4931

Other options

Bundled Accessory

CARRYING CASE C0203

- Thermal junction form: exposed weld
- Sensor length: approx. 800 mm
- Measurement temperature range: -40 to 260°C
- Allowable tolerance: ±2.5°C
- Operating temperature range: -15 to 55°C

THERMOCOUPLES (K) DT4910

Test lead compatibility

The Test Lead L9207-10 and Connection Cable Set L4930 can also be used with the Digital Multimeter DT4280 and DT4250 series.

DT4282 DT4256

*The Bluetooth® word mark and logos are registered trademarks owned by Bluetooth SIG, Inc. and any use of such marks by HIOKI E.E. CORPORATION is under license.

HIOKI
HIOKI E. E. CORPORATION

Contact:
Industrial Process Measurement, Inc.
3910 Park Avenue, Unit 7
Edison, NJ 08820
732-632-6400
support@instrumentation2000.com
http://www.instrumentation2000.com