

SPECIFICATIONS

MEASURED PARAMETERS

(4) Differential Voltage: 16 bit resolution

0-1000Vrms, AC/DC, $\pm 0.1\%$ reading, $<40V \pm 0.5\%FS$

IEC61000-4-30 Class A: 60-1000Vrms, $\pm 0.1\%$ of U_{din} , range of 10% ~ 150% of U_{din}

Transients: 0-1400Vpk, $\pm 0.2\%$ of U_{din}

(4) Current (rms): 512 s/c, 16 bit resolution

Range probe dep., AC/DC, $\pm 0.1\%$ reading
 $\pm 0.05\% FS$

Transients: Range probe dep., $\pm 0.2\%$ of U_{din}

Frequency:

16-25Hz, 42.5-69Hz, $\pm 0.01Hz$

CALCULATED PARAMETERS

Power/Energy - 1 Second sampling

Real Power (W) - P: meets 0.2S requirements, range probe dep.

Apparent Power (VA) - S: meets 0.2S requirements, range probe dep.

Reactive Power (var) - Q: meets 0.2S requirements, range probe dep.

Power Factor (W/VA) - "true" 1 to 0 to -1

Displacement PF 1 to 0 to 1

Demand (in W): meets 0.2S requirements, range probe dep.

Energy (in Wh): meets 0.2S requirements, range probe dep.

Distortion - 200ms, 3 sec, 10 min windows

V_{thd}: 0-100%, $\pm 5\%$ for $V \geq 1\% V_{nom}$,

V Ind Harm: DC, 2-127, $\pm 5\%$ for $V \geq 1\% V_{nom}$

I_{thd}: 0-100%, $\pm 5\%$ for $I \geq 1\% V_{nom}$,

I Ind Harm: DC, 2-63, $\pm 5\%$ for $I \geq 1\% V_{nom}$

Misc.

Pst - 10 minutes: 0.2-10, ± 0.05 @ Pst=1

Plt - 2 hours: 0.2-10, ± 0.05 @ Pst=1

EASE OF USE FEATURES

Automatic Setups

Pre-programmed monitoring modes

Dashboards - PQ, Demand & Energy

Simultaneous PQ, Demand & Energy Monitoring

Mini Report

STANDARDS COMPLIANCE

Power Quality

IEC61000-4-30 Class A: Edition 2 (2008)

IEEE 1159: 2009

* Future firmware upgrade to Edition 3

Power

IEEE1459: 2000

Harmonics

IEC61000-4-7 Class 1: Edition 2 (2008)

IEEE 519: 2014

Voltage Flicker

IEC61000-4-15: Edition 2 (2010)

IEEE 1453: 2011

Compliance/Testing

EN50160: 2010

IEC62586-1/2

GENERAL SPECIFICATIONS

Size (HxWxD) in inches and cm

Weight: 2 kg, 4.3lbs

Operating temperature: 0 to 50 deg C

Storage temperature: -20 to 60 deg C

Humidity: 10-90% non condensing

Clock accuracy and resolution

Internal: ± 1 sec/day at 25deg C

NTP: ± 10 msec

GPS: ± 1 msec

AC Adapter: 90-264(max) 50/60Hz

Battery capacity and charge time: 3 hours run time on full charge
(2 hour charge time)

Memory size: 4GB

Display: 7" WVGA color graphic, Icon based touch LCD, LED Backlit

Languages: English, German, Spanish, French, Italian, Swedish, Finnish, Polish, Chinese (traditional and simplified), Thai, Korean

COMMUNICATIONS

Ethernet, 802.11 b/g/n Wireless

USB On the Go

Bluetooth via USB adapter

VNC remote control

Android® & Apple® App

Contact:
Industrial Process Measurement, Inc.
3910 Park Avenue, Unit 7
Edison, NJ 08820
732-632-6400
support@instrumentation2000.com
http://www.instrumentation2000.com



The Best Value in a PQ & Energy Monitoring Analyzer

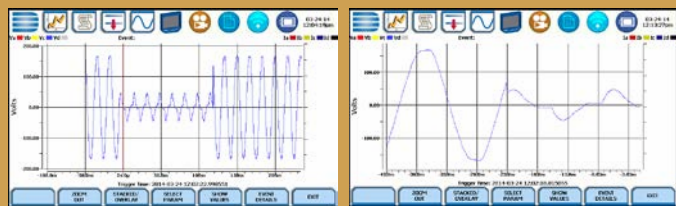


The Best Value in PQ & Energy Monitoring

Applications

With its advanced PQ, Demand and Energy capabilities, the Dranetz HDPQ Visa was designed from the ground up to be your all-in-one power monitoring tool. Whether your application requires power quality monitoring, demand/energy monitoring, or both, HDPQ Visa's powerful feature set provides you the tools needed to get the job done. HDPQ Visa is perfect for applications such as PQ surveys, fault recording, inrush, motor testing, harmonic analysis, demand/energy/load studies, and much more.

Advanced PQ Capabilities



Dranetz products have a long standing tradition of having state of the art PQ monitoring capabilities and HDPQ Visa is no exception. The HDPQ Visa simultaneously digitizes both voltage and current at 512 samples per cycle, so it meets and exceeds the most stringent industry monitoring standards, including:

- Power Quality - IEC61000-4-30 Class A, IEEE 1159**
- Harmonics - IEC61000-4-7, IEEE 519, Trending to 3 seconds**
- Voltage Flicker - IEC61000-4-15, IEEE 1453 – Including Pinst**

Transient Capture

The Dranetz HDPQ Visa goes well beyond the requirements of the PQ standards by including transient capture capabilities for voltage and current, such as: transients to 32 microseconds, peak sample transients, and advanced waveshape change transients that can identify changes from cycle to cycle.

The Dranetz HDPQ® Visa is the best value in Power Quality and Energy monitoring – hands down!

V & I Connections

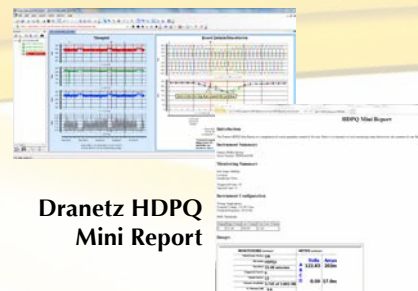
- 1000V CAT III (600V CAT IV)
- AC/DC Differential Voltage & Current Inputs
- DRANFLEX CT's powered by the instrument



Innovative Package & Wide Screen

7" color, wide screen touch display. 40% larger than before - the largest in the industry!

Dran-View 7



Dranetz HDPQ Mini Report

Easy to Use Intuitive User Interface

With their innovative packaging and 7" wide screen color touch display, the Dranetz HDPQ family of instruments are the most powerful and easiest to use power monitoring instruments available. Like your tablet computer, simply use your finger or stylus to easily navigate the intuitive, icon-based user interface. Setting up the HDPQ Visa is made easy with **automatic setups** that detect the circuit type, voltage, etc. and configure the instrument in seconds with typical industry settings. For customized setups, use the manual Wizard mode that guides you step-by-step through each setup. During monitoring, real-time measurements can be viewed in many ways, including a color-coded reporting Dashboard, and meter/scope/phasor/harmonics displays. Recorded data can be viewed over time by using the timeline and event list displays, and also by using compliance reports, such as EN50160.

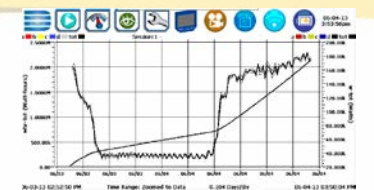


Dashboard Display

Reporting & Analysis

The **Dranetz HDPQ Mini Report** tool allows you to easily take a snapshot of any screen for future use. By simply pressing the camera button, screen snapshots are saved, which compiles information in an html report. Once completed, mini reports can be uploaded to a computer for editing, annotating, emailing, etc.

Dran-View 7® is our industry leading Windows-based software program that enables power professionals to simply and quickly visualize and analyze power monitoring data. Dran-View enhances the Dranetz HDPQ Visa with its advanced analytical capabilities. It is successfully used by thousands of customers around the world, and has become the industry leading power management software tool. Dran-View is easy to use, yet adds tremendous value and power to our Dranetz HDPQ family of instruments. Of course Dran-View can trend and list data recorded by the instrument, but it also includes a built in report writer, allows you to embed pictures, provides mathematical analysis tools, and even includes a rescue kit to help correct connection mistakes.



Demand & Energy Trend

Demand & Energy Surveys

Managing energy and reducing related expenses is always of paramount importance, and in many cases is a corporate mandate. In addition to industry-best power quality monitoring capabilities, all Dranetz HDPQ family products also have extensive demand and energy monitoring capabilities for both long and short duration surveys. Unlike other lesser capable instruments, there's more than enough horsepower to perform complete PQ and energy surveys simultaneously – it's your choice to survey for PQ, Energy, or both. Seeing results is easy when using the energy and demand Dashboard reports that display real time and accumulated readings in a color-coded annunciator format. There's also a billing report that includes your energy rates, including time of use. You can also upload your data to our Dran-View 7 software for viewing, reporting, and printing on a PC.



Safe Remote Accessibility via Apps and VNC

DON'T RISK YOUR SAFETY! The Dranetz HDPQ Visa comes with a standard Ethernet port and optional USB Bluetooth communications that allows you to easily comply with today's arc flash and other safety standards. Simply install your HDPQ Visa, close the cabinet door, and use your Tablet, Smartphone, PC, or MAC computer to remotely control monitoring and review data. **Fully control your instrument remotely**, and see exactly what's on the local 7" display by using a free VNC program or app for PC, MAC, Apple and Android devices. Or, you can also use the **Dranetz HDPQ app** for Apple and Android devices to remotely view a real time dashboard, scope mode, or remotely configure the instrument using automatic setups. For local access, there's also a built-in USB port to copy data to a USB drive or directly to your computer using a Plug N Play connection.